



by LINDSAY WINDOWS



INNOVATIVE

SOLUTIONS

www.LindsayWindows.com



INNOVATION

MEETS ELEGANCE, EFFICIENCY AND SECURITY.

Choosing windows for your home is one of the most important homeowner decisions you make. You want the most attractive, durable and efficient window available to keep you comfortable and build value in your home. The Pinnacle is the ultimate model of the Lindsay Window family. It incorporates innovative design and manufacturing with architectural appeal that compliments any home's style. Pinnacle's elegant styling, energy efficiency, strength and protection ensures that your new windows will be a wise investment not only now, but for the lifetime of your home.



PROVEN QUALITY



ENERGY STAR® APPROVED

Pinnacle Windows are designed to meet the rigorous ENERGY STAR standards. Pinnacle Windows have options to meet and exceed the new standards in all of the ENERGY STAR regions. Pinnacle Windows are designed to reduce energy consumption, prolong the life of your furnace and air conditioner, help the environment and provide additional comfort for you in your home. Since 1947 we have worked hard to design and manufacture energy efficient windows for your home.



At Lindsay Windows, we are committed to being environmentally engaged and responsible. Throughout the vinyl window manufacturing process—as well as how we go about our daily business—we are continually working to protect you and the environment. Our vinyl windows do not require the elimination of trees, harmful paints or stains and have an environmentally-friendly, extended life cycle which means lower consumption and less waste. Their high performance reduces the energy used in homes and their components are recyclable. At our corporate and manufacturing facilities, Lindsay Windows promotes a culture that embraces energy-saving technologies, recycling and environmental awareness as a part of everyone's responsibility of helping to preserve our world. Our commitment to reducing waste and improving recycling earned us the Minnesota Waste Wise Leader Award.



EARTHWISE™

Lindsay Windows was a founding member of the Earthwise™ Group in 2003. This group of manufacturers work collaboratively to help lower costs and share ideas related to purchasing, operations, marketing, customer satisfaction and window testing. Through this membership Pinnacle Windows carry the Good Housekeeping and Made In USA Certified seals.



MADE IN USA CERTIFIED

Pinnacle Windows are not only manufactured and assembled in the USA, but incorporate a significant percentage of materials from suppliers in the United States. While Made in USA certification calls for 75% of the value of the window to be made and produced in the United States, our goal is to exceed 95%. Primary materials produced in the United States are window extrusions, glass, weatherstrip, screen mesh, reinforcement and glass spacer. In 2012, we switched our screen mesh supplier because they moved their manufacturing facility outside of the United States. We take pride in the quality materials we purchase to build windows for your home.



GOOD HOUSEKEEPING SEAL OF APPROVAL

Pinnacle Windows proudly carry the Good Housekeeping seal of approval. Among the most recognized brands in America, Good Housekeeping and the Good Housekeeping Institute have evaluated Earthwise™ Windows to meet the criteria for the Good Housekeeping Seal. Pinnacle Windows have carried the seal since 2006.

LIFETIME LIMITED WARRANTY

Since 1947, the manufacturer of Pinnacle Windows has offered industry-leading warranties for their products. Today, Pinnacle Windows have a lifetime limited warranty that is non-prorated and is transferable. The warranty covers everything on the window for as long as you own your home. See warranty information for details and specific limitations.

PERFORMANCE

ENTECH INSULATING GLASS



EnTech insulating glass units deliver the ideal energy balance of solar heat control, high visibility and fade protection. With gas filled chambers and Low-E coatings, our windows provide high levels of year-round comfort and energy savings. Plus, they reduce your environmental impact by reducing energy consumption.

Glass Package	Pieces of Glass	Silver Layers	Gas Fill	Neat® Glass*	Northern Region ENERGY STAR**	ENERGY STAR***
EnTech Pro (Standard) EnTech Pro is a dual-glazed, soft coat Low-E glass unit with NEAT custom glass.	2	3	Argon	Yes	Meets ENERGY STAR	Meets ENERGY STAR
EnTech Peak EnTech Peak is a top-of-the-line insulating glass unit. This triple-glazed unit incorporates three lites of silver-coated Low-E glass with an interior glass lite and two argon gas chambers.	3	6	Argon (standard) Krypton (optional)	Yes	Meets ENERGY STAR	Meets ENERGY STAR
Go Plus (EnTech+, EnTech Pro+ and EnTech Peak+) Add the plus feature to any of the above glass packages to obtain additional Low-E coating on the interior. The interior piece of glass is a hard coat Low-E. This option improves the EnTech or EnTech Pro u-value between .03 and .05.						

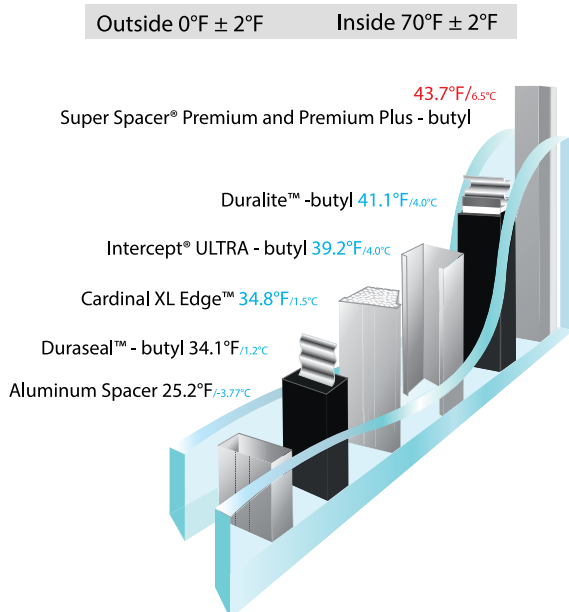
*Neat® is an invisible, durable and permanent coating that helps your windows stay clean longer. It uses the sun's UV rays to loosen dirt so water can rinse it away.

**Meets Northern Energy Star Standard with different option in windows. Please contact for more information.

***Results listed are for the North-Central, South-Central and South regions for Energy Star. The Northern Region implements new standards. Check with your dealer for further information.

WARM EDGE SPACER TECHNOLOGY

Pinnacle's spacer technology incorporates a warm edge seal product that reduces condensation, frosting and mold growth while providing high levels of energy performance. Additional features include superior argon or krypton retentions and durability under extreme conditions.



MORE PERFORMANCE FEATURES



Mold Resistant Weatherstrip

The average Pinnacle double hung window has over 30 feet of mold resistant weatherstrip. This specially formulated weatherstrip resists and kills allergy-aggravating, micro-particles of pollen, fungi, mold, mildew and bacteria. It also helps reduce outside noise and infiltration of exterior gases such as carbon monoxide.



Innergy™ Reinforcement

Innergy™ Thermal Reinforcements are advanced non-metallic composite fiberglass reinforced resin inserts, specially designed to fit into window chambers for greater support and insulation.



SecureEZ Hardware

Patented SecureEZ Hardware includes integrated tilt latches making them invisible to achieve a cleaner high-end appearance and true market distinction. It also allows sash to easily tilt in for cleaning.

SUPERIOR DESIGN

From the swings in temperature to unwanted outdoor sounds to operational and cleaning hassles, your windows constantly impact your comfort, household expenses and overall attractiveness of your home. At Lindsay Windows, we understand this and that is why we have designed and engineered the Pinnacle for superior performance combined with style, beauty, security and design flexibility. It is the benchmark for the high-end, premium window market.

GREAT PERFORMANCE FEATURES



- ▶ uPVC vinyl compound for easy maintenance and consistent color. No more rotting, painting, staining or warping
- ▶ Injected foam improves energy performance and sound reduction
- ▶ Made in USA Innergy™ reinforcement reduces the energy loss between the exterior and interior while improving strength
- ▶ Magnetic bulb seal between the bottom sash and sill provide a “refrigerator effect” seal



- ▶ SecureEZ Hardware combines the lock with an integrated tilt latch for clean and premium appearance
- ▶ Three pieces of weatherstrip reduces outside air and sound
- ▶ Double strength glass for superior longevity and safety
- ▶ Overlapping, extruded interlocks improve safety, energy efficiency and add superior air resistance to prevent water intrusion
- ▶ Welded frame and sash corners for outstanding strength and durability
- ▶ Sloped sill for great water runoff and easy cleaning
- ▶ Patented sill upstand for strength and safety
- ▶ Sash vent allows limited sash opening
- ▶ Extruded nail-fin available



ATTRACTIVE DESIGN



- ▶ Curved and beveled exterior provide attractive curb appeal
- ▶ Contoured lift rails for attractive view from the inside
- ▶ Beveled locks for security
- ▶ Balance tube covers hide distracting chambers
- ▶ Matching color hardware with options to customize it for your home



EASY TO USE

- ▶ Both top and bottom sash operate and tilt in for easy cleaning and ventilation
- ▶ Smooth operation with OpenEZ Balance System for opening and closing your window



Double Hung Window



Optional Standard Lock with Tilt Latches



Lock Position



Unlock Position



Tilt Position



Non-metal Reinforcement at Interlock

WINDOW STYLES



DOUBLE HUNG

Pinnacle double hung windows are exceedingly beautiful—the most common choice for homeowners. Double hung windows contain two sashes which both open for venting and cleaning.

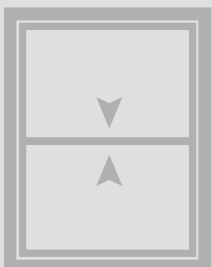
These windows will not only enhance the look of your home, but provide excellent protection from the outside elements.

Pinnacle double hung windows feature:


- ▶ Top and bottom sash operate and tilt in for easy cleaning
- ▶ Refrigerator type seals to enhance window performance
- ▶ Extruded mitered screen frames. Optional FlexScreen
- ▶ Three weatherstrip layers to reduce air and sound infiltration
- ▶ Foam enhanced frame and sash to improve energy performance
- ▶ Several standard interior and exterior colors with optional coating of any color
- ▶ Magnetic "refrigerator" seal on bottom sash to seal sash to frame



Tilt-in window for easy cleaning from inside.



Double Hung



Twin Double Hung



Sash vents limit the opening of the bottom sash.



Spring-Loaded Code Compliant WOCD Option



Foam blocks reduce air infiltration.



SLIDER

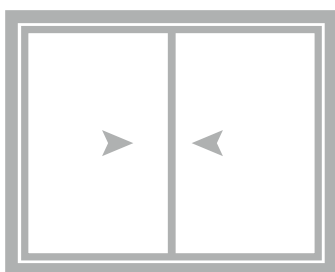
Pinnacle slider windows have a clean and simple design that adds style to your home. They provide years of worry-free operation, excellent ventilation and durable vinyl that stands the test of time. Sashes can be removed for cleaning. On the slide-n-swing, the sashes swing in for easy cleaning.

Pinnacle slider windows feature:

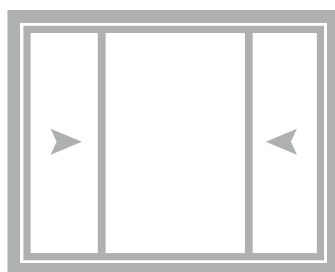
- ▶ Durable brass adjustable rollers
- ▶ Three pieces of weatherstrip to minimize air infiltration
- ▶ Superior visibility for a better view
- ▶ Most economical window for enhancing a larger opening
- ▶ Engineered weepage system to enable water drainage and minimize air infiltration
- ▶ Configurations include 2-lite, 1/3-1/3-1/3 and 1/4-1/2-1/4
- ▶ Slide and swing option where sash swing in for easy cleaning



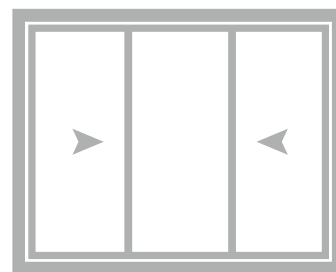
Slide-n-swing window for easy cleaning from inside. Both sashes are able to swing in.



2-Lite Slider



1/4-1/2-1/4 Configuration



1/3-1/3-1/3 Configuration




Slide-n-Swing
(swings inside)




PICTURE

Pinnacle picture windows provide a calm, peaceful environment that keeps outside noise out and inside noise in. These windows have a clean look and allow for maximum light and view to the outdoors.




Pinnacle picture windows feature:


- ▶ Superior visibility to the outside
- ▶ Non-operable and very energy efficient
- ▶ Clean aesthetics for rich look
- ▶ Ideal for attaching to side, top or bottom of operable windows
- ▶ Several colors and woodgrains available



Picture



Casement with Transom




Double Hung with Transom

SLIDING PATIO


Open the door to exhilaration. Enjoy the best of both worlds: a room with a view that opens to the outdoors and gives you the peace of mind of a weather-tight Pinnacle sliding patio door. Optional between-the-glass blinds that tilt and raise are also available.

Pinnacle sliding patio doors feature:

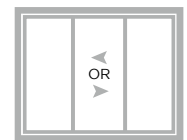
- ▶ Heavy-duty adjustable brass rollers for easy operation
- ▶ Removable panels to allow for moving of large objects in and out of home.
- ▶ Operating sash can be changed to reverse operating direction without removing frame.
- ▶ Transom and sidelites available
- ▶ Optional between-the-glass blinds
- ▶ Optional foot and/or key lock for added security
- ▶ Optional pet screen mesh
- ▶ Optional 2-point lock, in regular retractable screen
- ▶ Optional woodgrains, laminate and paint available




2-Lite Patio Door



2-Lite Patio Door



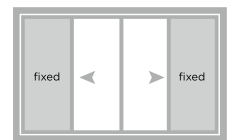
3-Lite Center Operator



3-Lite End Operator



3-Lite End Operator



4-Lite Patio Door



CASEMENT & AWNING

The best casement windows give significant glass visibility, provide savings, and strength with minimal effort using strong, reliable hardware. Pinnacle casement windows are built with superior strength hardware that functions smoothly. Pinnacle casement windows do not have the “flat” casement look, but are contoured to appear like hung and slider windows.

Pinnacle casement windows offer:

- ▶ Easy cleaning from the inside with 90 degree opening
- ▶ Three pieces of weatherstrip between the frame and sash
- ▶ Multi-point locking for increased security
- ▶ Alternate hardware color options available
- ▶ Several interior and exterior color options are available
- ▶ Optional between-the-glass blinds
- ▶ Optional interior woodgrains available
- ▶ Optional center bar makes casement look like a double hung (see picture below)
- ▶ Paint available for interior and exterior



Casement under Awning



Casement window with optional center bar gives the look of a double hung.



Extruded screen frame with small tabs to hold the screen securely in place.



Optional between-the-glass blinds.
Colors: White, Tan (Clay), Sand (Sandstone), Espresso, Silver Moon, and Slate Gray



Casements are easy to clean from inside your home.




BAY & BOW

Add space, light and a uniquely elegant look to your home with a custom bay or bow window. Pinnacle bay and bow windows dramatically change the appearance and feel of almost any room in a way that is certain to increase the value and splendor of your home. Bay and bows open up your room for more light and visibility to enjoy the outside from inside.

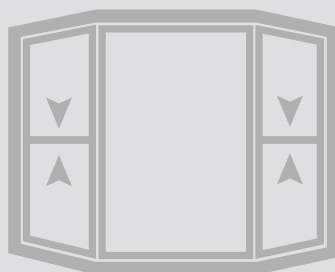
Pinnacle bay and bow windows feature:

- ▶ Custom sizes with various options for projection and seat board
- ▶ A combination of operable and non-operable windows
- ▶ Added value and curb appeal to your home
- ▶ Narrow frame and sash to maximize glass view
- ▶ One unit construction for strength and energy efficiency
- ▶ Seat board options include: oak, birch and laminate to match windows
- ▶ Optional colors and woodgrains
- ▶ Insulated mulls and window panning to prevent water intrusion

Choose which windows you would like to operate. Most customers choose to have the end windows (flankers) operate and the rest fixed.



Five Wide Bow Window



Bay Window with Double Hung



Bay Window




Five Wide Bow


SCREENS

CHOOSE FROM THESE SCREENS


Pinnacle windows come standard with a miter cut extruded heavy-duty screen frame. Screens are removable from the inside and the screen fits inside the channel of the window frame. Choose from Standard Fiberglass, Clear View Screen Mesh, Pet Screen or Charcoal Aluminum.




STANDARD FIBERGLASS



CLEAR VIEW FIBERGLASS



PET SCREEN



CHARCOAL ALUMINUM

Clear View Screen Advantages:

- ▶ Allows more light through than the standard screen mesh
- ▶ Uses a finer gauge of fiberglass strand than the standard screen mesh
- ▶ Clear View Screen Mesh has more strands providing a tighter weave that keeps the bugs out
- ▶ Optional for all windows that use a screen

GEOMETRIC



Make your home unique with geometric windows. Many special shapes and window configurations are available, including:

- ▶ Circle
- ▶ Arch Top
- ▶ Octagon
- ▶ Ellipse
- ▶ Half Round
- ▶ Trapezoid
- ▶ Quarter Round
- ▶ Custom Shapes

BASEMENT



Basement Window from Inside (closed)



Basement Window from Inside (open)

TRY THIS REVOLUTIONARY SCREEN FROM FLEXSCREEN

FlexScreen Advantages:

- ▶ Simple design uses a PVC coated, high-performance spring steel frame.
- ▶ FlexScreen is damage resistant. No more bent aluminum frames, scratched paint and broken hardware.
- ▶ Effortless installation
- ▶ FlexScreen's frame is not visible. It hides in the window screen pocket, improving sight lines and eliminating the need for color matching
- ▶ Lifetime warranty directly from FlexScreen
- ▶ Available in Standard and Clear View Mesh.
- ▶ Optional for all windows



SPECIALTY

REVOLUTION TILT-N-TURN WINDOWS

- ▶ European designed window with a North American screen built into the frame
- ▶ The top of the sash tilts in for secure, indirect ventilation. No rain and no unwanted nature, thanks to the integral screen feature
- ▶ The entire sash opens inward for a classic European look and feel. With full access to both sides of the glass, cleaning is a breeze, and offers easy egress in emergencies
- ▶ The sash locks with a single movement of the handle



Tilt-n-Turn Tilts In



Tilt-n-Turn Swings In

DESIGN & COLOR OPTIONS

GRID PATTERNS AND TYPES

Enhance the look of your home with distinctive grid styles. All grids are between the glass—making cleaning easy. Simply choose a grid pattern and type below to accent your new windows and make them your own. Another option is simulated divided grids which apply to the glass on the interior and exterior giving that colonial, traditional window look.

GRID PATTERNS



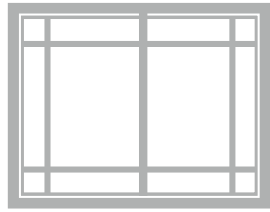
COLONIAL

DIAMOND

SUSPENDED

PRAIRIE

PERIMETER ON DOUBLE HUNG



PERIMETER ON SLIDER

The number of grids used in the colonial (standard) and diamond patterns vary depending on window size. All the above are available as simulated divided lites.

GRID TYPES



FLAT

SCULPTURED



V-GROOVE

SIMULATED DIVIDED LITE

COLOR CHOICES

Several color choices are available. Choose from solid vinyl colors or optional color coatings and woodgrain interiors.

Actual colors may vary from those shown. Many color samples are available upon request.

EXTERIOR/INTERIOR COLORS



WHITE

SANDSTONE

CLAY

EXTERIOR/INTERIOR LAMINATES



ANTHRACITE GRAY

SILVER METALLIC

BLACK

BRONZE

EXTERIOR/INTERIOR COATINGS

*Custom color matching and custom laminate colors are available for larger jobs.



CREAM WHITE

PARCHMENT

BUTTERCREAM

LINDSAY SANDSTONE

CLAY 145



TERRATONE

LINDSAY EARTHTONE

LINDSAY GREEN

BRICK RED

ROYAL BROWN



MOUNTAIN RIDGE

LINDSAY BRONZE

STORM GRAY

MIDNIGHT BLACK

CUSTOM*

WOODGRAIN INTERIOR




GOLDEN MAPLE

LIGHT



DARK

CHERRY



WALNUT

Jamb and casing available in panel colors as windows including wood grains.

HARDWARE COLOR

Customize your window look by choosing from a wide selection of hardware colors.



BRUSHED CHROME**

BRASS

BLACK**



ANTIQUE BRASS

SATIN NICKEL*

BRONZE



CLAY*

SANDSTONE*

WHITE*

Actual colors may vary from those shown.

Casement and Awning:

Brass, Black, Antique Brass, Satin Nickel, Bronze, Clay, Sandstone and White

*Double Hung and Sliders:

Antique Brass, Satin Nickel, Bronze, Clay, Sandstone and White

**Patio Handles:

Brushed Chrome, Brass, Black, Antique Brass, Satin Nickel, Bronze, Clay, Sandstone and White

OBSCURE GLASS

Obscure glass is commonly used in bathrooms to distort the image behind the glass.



NORMAL VIEW

STANDARD OBSCURE

AQUA

RAIN

EXTERIOR OPTIONS

BRICK MOULD AND TRIM

Enhance the exterior of your home by choosing one of our exterior trim options.



TWO PART BRICK MOULD
(Welded at all four corners)




TWO PART BRICK MOULD WITH SILL NOSE
(Welded at top two corners)




3-1/2" EXTERIOR TRIM
(Welded at all four corners)

INTERIOR OPTIONS


EXTENSION JAMB AND WINDOW CASING



2-1/4" RANCH STYLE



2-1/4" COLONIAL STYLE



3-1/4" COLONIAL STYLE



1/2" x 3/4" BASE SHOE TRIM



EXTENSION JAMB

EXTENSION JAMB COLORS



WHITE CLAY SANDSTONE LIGHT OAK DARK OAK CHERRY MAPLE WALNUT OAK VENEER PINE PRIMED PINE

BASE SHOE/CASING COLORS



WHITE CLAY SANDSTONE LIGHT OAK DARK OAK CHERRY MAPLE WALNUT

Actual colors may vary. White can be wood based, laminate or solid vinyl.



Contact your local dealer or
Lindsay Windows
for more information.

North Mankato, Minnesota
(507) 625-4278

Union, Missouri
(636) 583-0850

North Aurora, Illinois
(630) 892-5091

Other manufacturing facilities in
Georgia | Washington | California

www.LindsayWindows.com
info@LindsayWindows.com

Thank you for considering
Pinnacle Windows.



A TRADITION OF QUALITY SINCE 1947

Lindsay Windows began over 72 years ago as a privately held, family-owned company, which it still is today. Our mission has always been to manufacture the highest quality products using materials with advanced manufacturing equipment and procedures.

Our products carry extensive industry certifications and are distributed through a network of qualified dealers. All of our products exceed the current standards for ENERGY STAR compliance and have some of the best ratings in the industry.

Our modern production facilities in Minnesota, Missouri, Illinois, Georgia, Washington and California manufacture vinyl window and door products for the markets in their geographical area. We value our employees and consider every employee a salesperson for our company. It is a privilege to provide you with the finest products that are the best value on the market, with the best energy performance and warranty. Our best testimonies come from our thousands of satisfied customers. We want you to be one of them.

Our prices reflect our commitment to craftsmanship, advanced materials and superior performance. We are proudly the third owners of Lindsay Windows for the last 30 plus years.

Thank You,

John, Geoff and the whole Lindsay Team

Lindsay Dealer

